

Country Demographics^{1,2,3,8}

Total population (2017) ¹	7,364,883
Urban population (% of total, 2016) ¹	100%
Health expenditure per capita (\$US, FY2006/07) ⁸	\$1,408.94
Health expenditure, total (% of GDP, FY2006/07) ⁸	5.00%
Total births (2017) ¹	81,714
Surviving infants (2017) ¹	81,599
Life expectancy at birth (years, 2017) ²	84.7 yrs
Number of districts (2018) ³	18

HBsAg Prevalence⁶

Pre-vaccine HBsAg+ (%)	10%
------------------------	-----

Liver Cancer as Cause of Cancer Death (in Men)⁵

Year: 2017	Ranking: 3
------------	------------

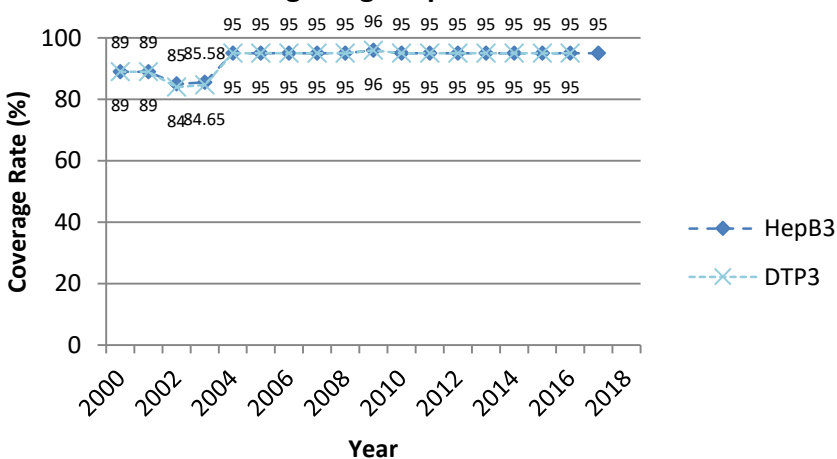
2018 Country Comparison in Western Pacific Region⁴

	Hong Kong	Highest coverage in WPR	Lowest coverage in WPR
HepB3 ⁴	NR	100% (Brunei Darussalam, Cook Islands, Niue)	44% (Samoa)
HepB BD ⁴	NR	100% (Cook Islands, Nauru, Palau)	25% (Papua New Guinea)

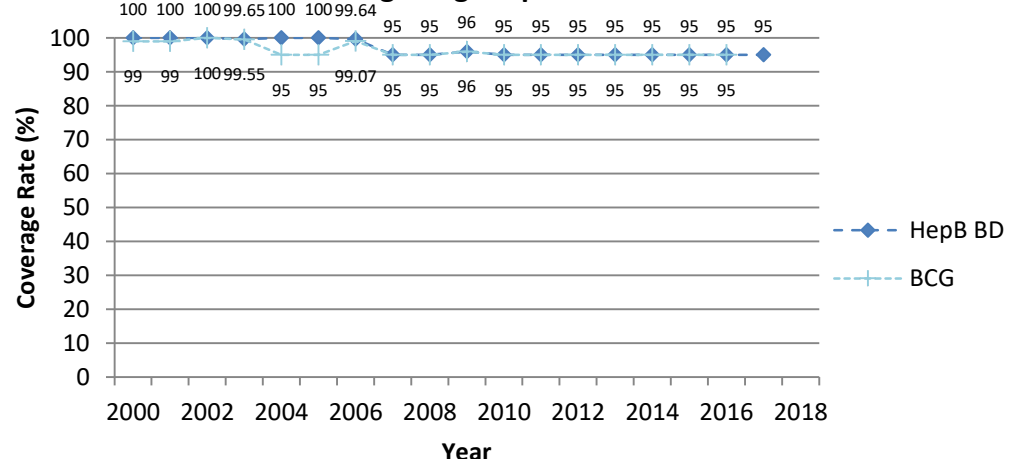
Hepatitis B Immunization Coverage^{4,7,9}

	2000	2001	2002	2003	2004	2005	2006	2007	2008	2009	2010	2011	2012	2013	2014	2015	2016	2017	2018
HepB3 ⁷	89%	89%	85%	85.58%	95%	95%	95%	95%	95%	96%	95%	95%	95%	95%	95%	95%	95%	95% ⁹	NR ⁴
HepB BD ⁷	100%	100%	100%	99.65%	100%	100%	99.64%	95%	95%	96%	95%	95%	95%	95%	95%	95%	95%	95% ⁹	NR ⁴
DTP3 ⁷	89%	89%	84%	84.65%	95%	95%	95%	95%	95%	96%	95%	95%	95%	95%	95%	95%	95%	NR	NR ⁴
BCG ⁷	99%	99%	100%	99.55%	95%	95%	99.07%	95%	95%	96%	95%	95%	95%	95%	95%	95%	95%	NR	NR ⁴

Hong Kong: HepB3 vs. DTP3



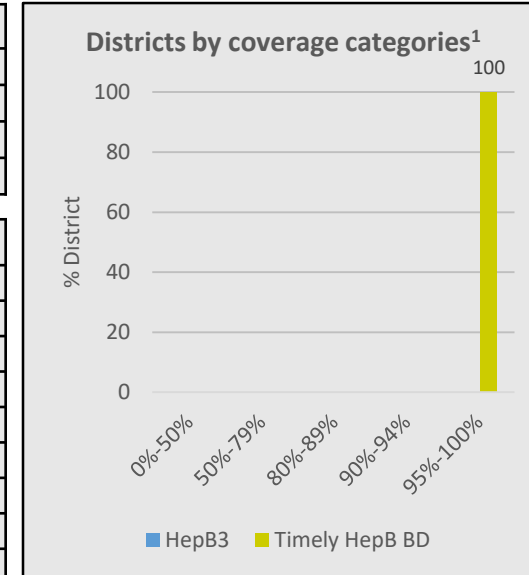
Hong Kong: HepB BD vs. BCG



Abbreviations: NA= not applicable; NR= no report; HepB BD= birth dose within 24 hours; HepB3= at least 3 doses of HepB vaccine; HBsAg= HepB surface antigen. Data Compiled by APAVH 2019: WHO WPRO Hepatitis B control: country profile 2017¹, World DataBank: World Development Indicators database², Hong Kong Home Affairs Department: Welcome to 18 Districts³, WHO Vaccine-Preventable Diseases: Monitoring System. 2019 global summary⁴, The Government of the Hong Kong Special Administrative Region: Leading Causes of Cancer Deaths⁵, Western Pacific Regional Plan for Hepatitis B Control Through Immunization⁶, WHO West Pacific Region Health Information and Intelligence Platform (HIIP): Immunization Coverage⁷, Western Pacific Country Health Information Profiles 2011 Revision⁸, Progress Toward Hepatitis B Control and Elimination of Mother-to-Child Transmission of Hepatitis B Virus — Western Pacific Region, 2005–2017⁹, National Immunization Data – EPI summaries by country¹⁰

National Policies on Hepatitis B Screening for Pregnant Women	
Mandatory HepB screening in all pregnant women (Y/N)	
-If Y, mandatory reporting of HBs-Ag positive pregnant women to public health department (Y/N)	
HBIG administered with HepB BD to infants born to HBsAg positive women (Y/N)	
- If Y, is it free? (Y/N)	

National Policies on Hepatitis B Immunization ¹⁰	
Universal newborn HepB immunization (Y/N) ¹⁰	Y
- If Y, year introduced ¹⁰	1984
-HepB3 nationwide ¹⁰	1988
-Free for all newborns (Y/N)	
-If free, state year introduced:	
Catch-up immunization program for unvaccinated children (Y/N)	Y
- If Y, year introduced	1998
-Free for all unvaccinated children (Y/N)	
-If free, state year introduced:	
Immunization program for health care workers (Y/N)	
- If Y, year introduced	
-Free for all health care workers(Y/N)	
-If free, state year introduced:	
HepB newborn immunization included in multiyear plan for EPI (Y/N)	
HepB BD in schedule (Y/N) ¹⁰	Y
Systems to monitor HepB BD ¹⁰	Hospitals
Systems to deliver HepB BD ¹⁰	Hospitals
HepB vaccine funding other than country government (Y/N)	
-If Y, please specify funding source:	



National Policies on Chronic Hepatitis B Treatment	
Treatment for chronic HBV infection covered (Y/N)	
- If Y, year introduced	
-Interferon (Y/N)	
-Oral antiviral (Y/N)	

Certification Status ¹	
Year certification report received	
Year certification panel convened	Feb 2011
Year certification approved	Jul 2011
Approved with prevalence <1% or <2%?	<1% in children