

Country Demographics ^{1,2,3}	
Total population (2017) ¹	196,440
Urban population (% of total, 2016) ¹	19%
Health expenditure per capita (\$US, 2016) ²	\$227.1
Health expenditure, total (% of GDP, 2016) ²	5.5%
Total births (2017) ¹	4,772
Surviving infants (2017) ¹	4,694
Life expectancy at birth (years, 2017) ²	75.2 yrs
Number of districts (2013) ³	9

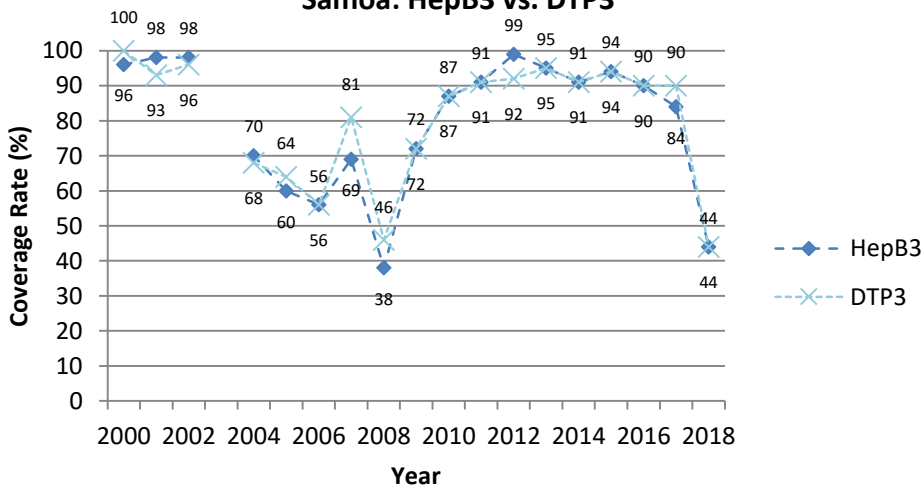
HBsAg Prevalence ⁶	
Pre-vaccine HBsAG+ (%)	6%

Liver Cancer as Cause of Cancer Death (in Men) ⁵	
Year: 2018	Ranking: 5

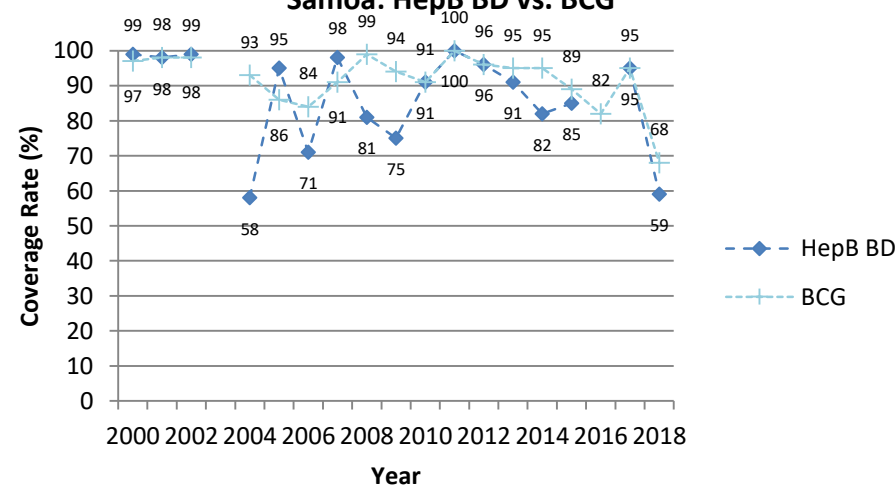
2018 Country Comparison in Western Pacific Region ⁴			
	Samoa	Highest coverage in WPR	Lowest coverage in WPR
HepB3 ⁴	44%	100% (Brunei Darussalam, Cook Islands, Niue)	44% (Samoa)
HepB BD ⁴	59%	100% (Cook Islands, Nauru, Palau)	25% (Papua New Guinea)

Hepatitis B Immunization Coverage ⁴																			
	2000	2001	2002	2003	2004	2005	2006	2007	2008	2009	2010	2011	2012	2013	2014	2015	2016	2017	2018
HepB3 ⁴	96%	98%	98%	NR	70%	60%	56%	69%	38%	72%	87%	91%	99%	95%	91%	94%	90%	84%	44%
HepB BD ⁴	99%	98%	99%	NR	58%	65%	71%	98%	81%	75%	91%	100%	96%	91%	82%	85%	NR	95%	59%
DTP3 ⁴	100%	93%	96%	NR	68%	64%	56%	71%	46%	72%	87%	91%	92%	95%	91%	94%	90%	90%	44%
BCG ⁴	97%	98%	98%	NR	93%	86%	84%	91%	99%	94%	91%	100%	96%	95%	95%	89%	82%	95%	68%

Samoa: HepB3 vs. DTP3



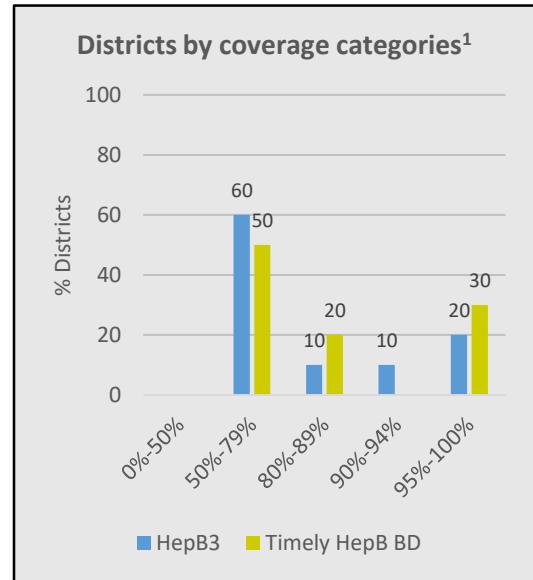
Samoa: HepB BD vs. BCG



Abbreviations: NA= not applicable; NR= no report; HepB BD= birth dose within 24 hours; HepB3= at least 3 doses of HepB vaccine; HBsAg= HepB surface antigen. Data Compiled by APAVH 2019; WHO WPRO Hepatitis B control: country profile 2017¹, World DataBank: World Development Indicators database², Immunization Summary: A statistical reference containing data through 2013³, WHO Vaccine-Preventable Diseases: Monitoring System. 2019 global summary⁴, Global Cancer Observatory: Cancer Today-IARC⁵, Western Pacific Regional Plan for Hepatitis B control through Immunization⁶, National Immunization Data – EPI summaries by country⁷

National Policies on Hepatitis B Screening for Pregnant Women	
Mandatory HepB screening in all pregnant women (Y/N)	
-If Y, mandatory reporting of HBs-Ag positive pregnant women to public health department (Y/N)	
HBIG administered with HepB BD to infants born to HBsAg positive women (Y/N)	
- If Y, is it free? (Y/N)	

National Policies on Hepatitis B Immunization ⁷	
Universal newborn HepB immunization (Y/N) ⁷	Y
- If Y, year introduced ⁷	1990
-HepB3 nationwide ⁷	NR
-Free for all newborns (Y/N)	
-If free, state year introduced:	
Catch-up immunization program for unvaccinated children (Y/N)	
- If Y, year introduced	
-Free for all unvaccinated children (Y/N)	
-If free, state year introduced:	
Immunization program for health care workers (Y/N)	
- If Y, year introduced	
-Free for all health care workers(Y/N)	
-If free, state year introduced:	
HepB newborn immunization included in multiyear plan for EPI (Y/N)	
HepB BD in schedule (Y/N) ⁷	Y
Systems to monitor HepB BD ⁷	Hospitals, HCs, Homes
Systems to deliver HepB BD ⁷	Hospitals, HCs, Homes
HepB vaccine funding other than country government (Y/N)	
-If Y, please specify funding source:	



National Policies on Chronic Hepatitis B Treatment	
Treatment for chronic HBV infection covered (Y/N)	
- If Y, year introduced	
-Interferon (Y/N)	
-Oral antiviral (Y/N)	

Certification Status ¹	
Year certification report received	Pending (2017)
Year certification panel convened	NR
Year certification approved	NR
Approved with prevalence <1% or <2%?	NR

Abbreviations: NA= not applicable; NR= no report; HepB BD= birth dose within 24 hours; HepB3= at least 3 doses of HepB vaccine; HBsAg= HepB surface antigen. Data Compiled by APAVH 2019: WHO WPRO Hepatitis B control: country profile 2017¹, World DataBank: World Development Indicators database², Immunization Summary: A statistical reference containing data through 2013³, WHO Vaccine-Preventable Diseases: Monitoring System. 2019 global summary⁴, Global Cancer Observatory: Cancer Today-IARC⁵, Western Pacific Regional Plan for Hepatitis B control through Immunization⁶, National Immunization Data – EPI summaries by country⁷