

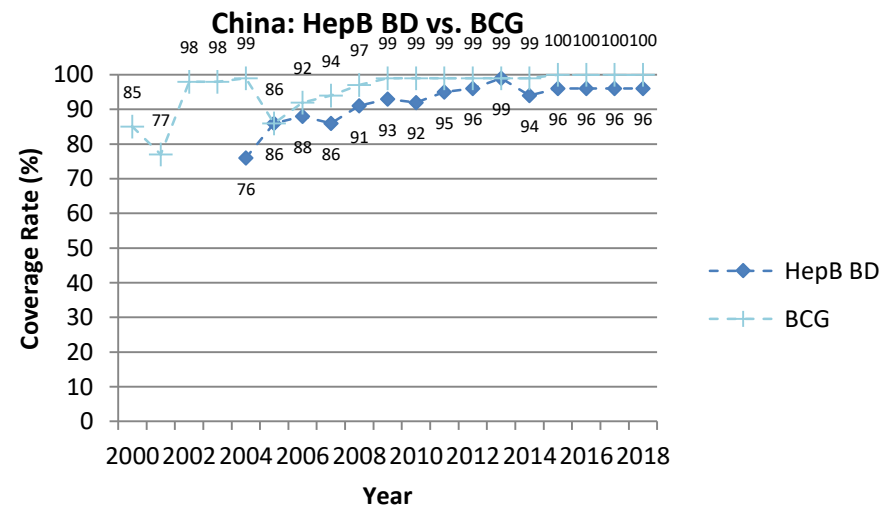
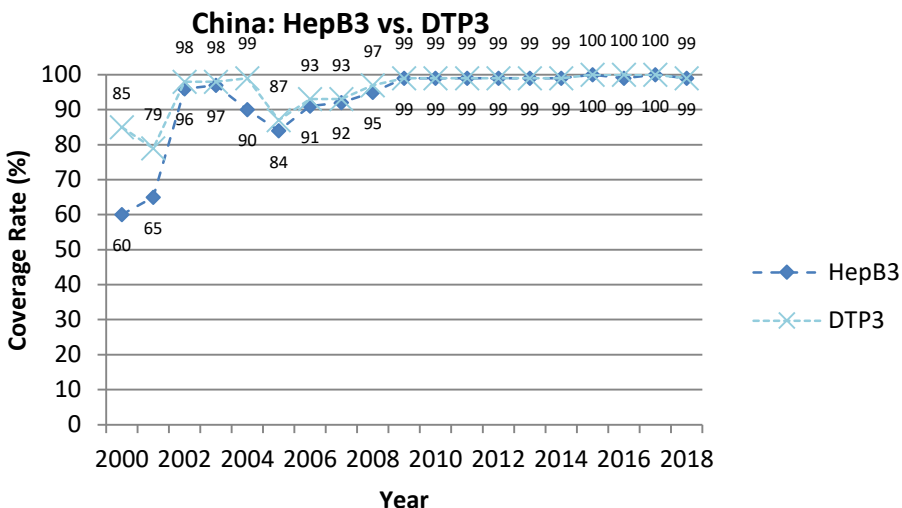
Country Demographics <sup>1,2,3</sup>	
Total population (2017) <sup>1</sup>	1,409,517,397
Urban population (% of total, 2016) <sup>1</sup>	57%
Health expenditure per capita (\$US, 2016) <sup>2</sup>	\$398.3
Health expenditure, total (% of GDP, 2016) <sup>2</sup>	5%
Total births (2017) <sup>1</sup>	16,521,467
Surviving infants (2017) <sup>1</sup>	16,356,002
Life expectancy at birth (years, 2017) <sup>2</sup>	76.4 yrs
Number of districts (2013) <sup>3</sup>	2,959

HBsAg Prevalence <sup>6</sup>	
Pre-vaccine HBsAg+ (%)	10%

Liver Cancer as Cause of Cancer Death (in Men) <sup>5</sup>	
Year: 2018	Ranking: 2

2018 Country Comparison in Western Pacific Region <sup>4</sup>			
	China	Highest coverage in WPR	Lowest coverage in WPR
HepB3 <sup>4</sup>	99%	100% (Brunei Darussalam, Cook Islands, Niue)	44% (Samoa)
HepB BD <sup>4</sup>	96%	100% (Cook Islands, Nauru, Palau)	25% (Papua New Guinea)

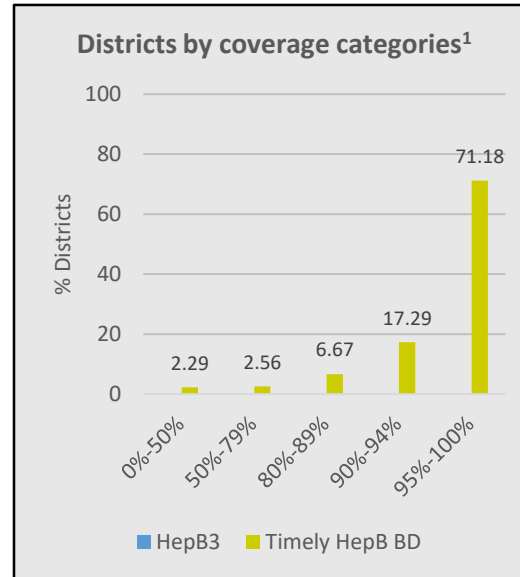
Hepatitis B Immunization Coverage <sup>4</sup>																			
	2000	2001	2002	2003	2004	2005	2006	2007	2008	2009	2010	2011	2012	2013	2014	2015	2016	2017	2018
HepB3 <sup>4</sup>	60%	65%	96%	97%	90%	84%	91%	92%	95%	99%	99%	99%	99%	99%	99%	100%	99%	100%	99%
HepB BD <sup>4</sup>	NR	NR	NR	NR	76%	86%	88%	86%	91%	93%	92%	95%	96%	99%	94%	96%	96%	96%	96%
DTP3 <sup>4</sup>	85%	79%	98%	98%	99%	87%	93%	93%	97%	99%	99%	99%	99%	99%	99%	100%	100%	100%	99%
BCG <sup>4</sup>	85%	77%	98%	98%	99%	86%	92%	94%	97%	99%	99%	99%	99%	99%	99%	100%	100%	100%	100%



Abbreviations: NA= not applicable; NR= no report; HepB BD= birth dose within 24 hours; HepB3= at least 3 doses of HepB vaccine; HBsAg= HepB surface antigen. Data Compiled by APAVH 2019: WHO WPRO Hepatitis B control: country profile 2017<sup>1</sup>, World DataBank: World Development Indicators database<sup>2</sup>, Immunization Summary: A statistical reference containing data through 2013<sup>3</sup>, WHO Vaccine-Preventable Diseases: Monitoring System. 2019 global summary<sup>4</sup>, Global Cancer Observatory: Cancer Today-IARC<sup>5</sup>, Western Pacific Regional Plan for Hepatitis B control through Immunization<sup>6</sup>, National Immunization Data – EPI summaries by country<sup>7</sup>

National Policies on Hepatitis B Screening for Pregnant Women	
Mandatory HepB screening in all pregnant women (Y/N)	
-If Y, mandatory reporting of HBs-Ag positive pregnant women to public health department (Y/N)	
HBIG administered with HepB BD to infants born to HBsAg positive women (Y/N)	
- If Y, is it free? (Y/N)	

National Policies on Hepatitis B Immunization <sup>7</sup>	
Universal newborn HepB immunization (Y/N) <sup>7</sup>	Y
- If Y, year introduced <sup>7</sup>	1992
-HepB3 nationwide <sup>7</sup>	1992
-Free for all newborns (Y/N)	Y
-If free, state year introduced:	
Catch-up immunization program for unvaccinated children (Y/N)	
- If Y, year introduced	
-Free for all unvaccinated children (Y/N)	
-If free, state year introduced:	
Immunization program for health care workers (Y/N)	
- If Y, year introduced	
-Free for all health care workers(Y/N)	
-If free, state year introduced:	
HepB newborn immunization included in multiyear plan for EPI (Y/N)	
HepB BD in schedule (Y/N) <sup>7</sup>	Y
Systems to monitor HepB BD <sup>7</sup>	Hospitals, HCs, Homes
Systems to deliver HepB BD <sup>7</sup>	Hospitals, HCs, Homes
HepB vaccine funding other than country government (Y/N)	
-If Y, please specify funding source:	



National Policies on Chronic Hepatitis B Treatment	
Treatment for chronic HBV infection covered (Y/N)	
- If Y, year introduced	
-Interferon (Y/N)	
-Oral antiviral (Y/N)	

Certification Status <sup>1</sup>	
Year certification report received	
Year certification panel convened	Feb 2012
Year certification approved	Jun 2012
Approved with prevalence <1% or <2%?	<1% in children